2

MENTAL MATH

Dr. S. L. Maurya
Central Hindu School
BHU, Varanasi



MARINA PUBLICATIONS PVT. LTD.

CONTENTS

	Chapters	Page No.
1.	Numbers up to 99	3-8
2.	Addition and Subtraction (2-digits)	9-13
3.	Numbers up to 999	14-18
4.	Addition and Subtraction (3-digits)	19-21
5.	Multiplication	22-24
6.	Division	25-27
7.	Money	28-29
8.	Shapes	30-31
9.	Measurement	32-35
10.	Time	36-39
11.	Data Handling	40-41
12.	Patterns	42-43
◆	Model Test Paper	44
◆	Answers	45-48

1. NUMBERS UP TO 99

Assignment-1

A. Write the number names.

1. 37 _____
2. 18 _____
3. 12 _____
4. 26 _____
5. 43 _____

B. Write the numbers.

1. Ninety-One = _____
2. Fifteen = _____
3. Forty-two = _____
4. Twenty-nine = _____
5. Thirty-five = _____
6. Seventy-one = _____
7. Sixteen = _____
8. Ninety-eight = _____

C. Fill the numbers in the reverse order.

73				69	
			64		
		59			56

Date : _____ Signature : _____

Assignment-2

A. What comes after?

1.	28 →	29	2.	17 →	
3.	9 →		4.	69 →	
5.	54 →		6.	98 →	
7.	72 →		8.	85 →	

B. What comes before?

1.	18	← 19	2.		← 59
3.		← 60	4.		← 67
5.		← 72	6.		← 100
7.		← 44	8.		← 70

C. What comes in between?

1.	17	18	19	2.	9		11
3.	29		31	4.	79		81
5.	48		50	6.	97		99
7.	66		68	8.	50		52

Date : _____

Signature : _____

Assignment-3

A. Draw the correct number of beads on the abacus and write the number name in the given box.

1. 28

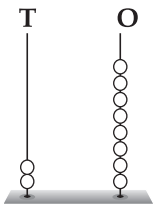

Twenty-eight

2. 43



3. 51

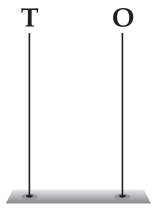

4. 89



B. Circle the largest number.

1. 9, 17, (27), 5
2. 32, 18, 81, 23
3. 25, 45, 56, 48
4. 30, 58, 27, 69

C. Circle the smallest number.

1. 93, 88, (57), 85
2. 58, 62, 31, 45
3. 14, 57, 93, 40
4. 62, 37, 44, 58

Date : _____

Signature : _____

Assignment-4

A. Arrange in ascending order.

1. 39, 16, 87, 69

2. 26, 92, 47, 19

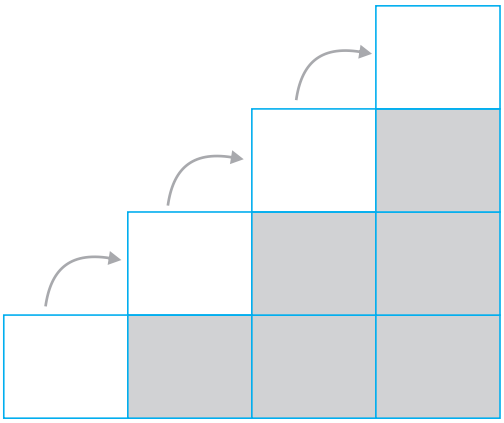

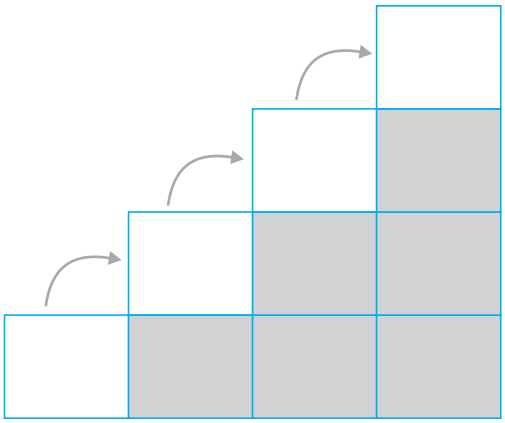

B. Arrange in descending order.

1. 42, 52, 72, 32

2. 33, 18, 81, 23

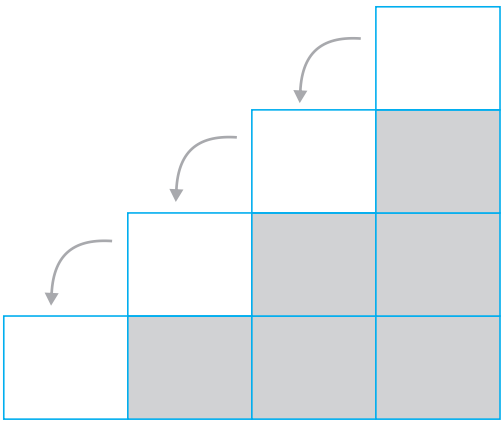

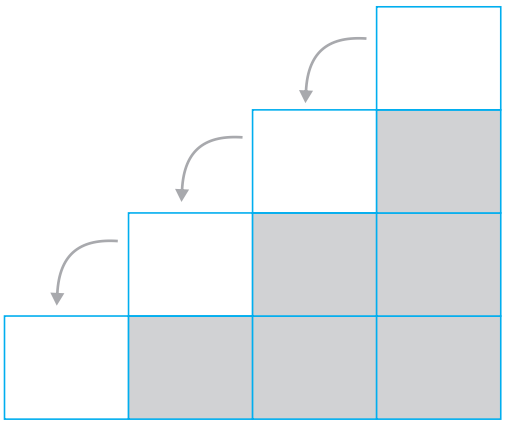

Date : _____

Signature : _____

Assignment-5

A. Make the smaller and the larger numbers using the given two digits.

1. 46 4 and 6 64
2. ____ 3 and 2 ____
3. ____ 7 and 8 ____
4. ____ 1 and 9 ____
5. ____ 8 and 5 ____
6. ____ 6 and 3 ____

B. Write the even numbers between the given numbers.

1. 19 and 27 → _____, _____, _____, _____
2. 51 and 59 → _____, _____, _____, _____
3. 69 and 77 → _____, _____, _____, _____
4. 45 and 53 → _____, _____, _____, _____

C. Write the odd numbers between the given numbers.

1. 18 and 26 → _____, _____, _____, _____
2. 32 and 40 → _____, _____, _____, _____
3. 76 and 84 → _____, _____, _____, _____
4. 64 and 72 → _____, _____, _____, _____

Date : _____ Signature : _____

Assignment-6

A. **Expand first and then write the number names.**

	Number	Tens	Ones	Expanded form	Number name
1.	24	2	4	20 + 4	Twenty-four
2.	33	_____	_____	_____	_____
3.	59	_____	_____	_____	_____
4.	46	_____	_____	_____	_____

B. **Colour only two balloons– the balloon with greatest number blue and the smallest number red.**

1.



2.



3.



C. **Fill in the blanks.**

1. **January is the ____first____ month of the year.**
2. **June is the _____ month of the year.**
3. **February is the _____ month of the year.**

Date : _____

Signature : _____

Assignment-7

A. Add the following.

1. 16 + 3 = ☐
2. 14 + 30 = ☐
3. 17 + 12 = ☐
4. 52 + 42 = ☐

B. Match the addends with their sums.

1.	11 + 5	(i) 32
2.	20 + 0	(ii) 19
3.	4 + 5	(iii) 20
4.	16 + 3	(iv) 9
5.	30 + 2	(v) 16

C. Add the following.

1.
T	O
1	7
+	2

2.
T	O
1	6
+	2

3.
T	O
1	2
+	5

4.
T	O
3	9
+	1

5.
T	O
9	9
+	0

6.
T	O
1	1
+ 1	3

7.
T	O
2	5
+ 2	2

8.
T	O
3	6
+ 4	3

Date : _____

Signature : _____

Assignment-8

A. Find the sum.

1. 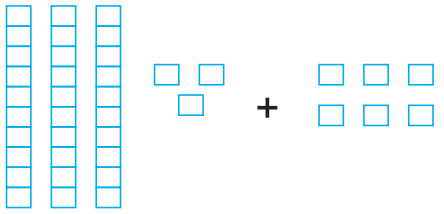

T	O
+	

2. 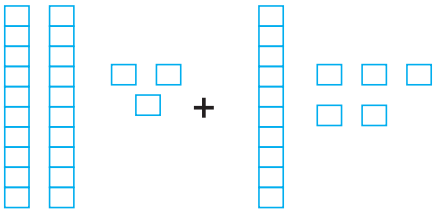

T	O
+	

B. Add and circle the correct answer.

1.
T	O
8	1
+ 1	5

Ans. 75 67 96

2.
T	O
4	3
+ 2	2

Ans. 55 65 75

3.
T	O
3	5
+ 1	4

Ans. 49 59 39

4.
T	O
3	0
+ 2	6

Ans. 46 56 36

Date : _____

Signature : _____

Assignment-9

A. Subtract the following.

1.

	T	O
	4	5
–	3	2

2.

	T	O
	6	9
–	4	7

3.

	T	O
	5	6
–	2	5

4.

	T	O
	9	9
–	8	6

5.

	T	O
	7	8
–	3	7

6.

	T	O
	5	4
–	3	4

B. Subtract the smaller number from the bigger number.

1. 6 5, 7 7

T	O

2. 3 2, 4 8

T	O

Date : _____

Signature : _____

Assignment-10

A. Fill in the blanks.

1.

T	O
7	6
–3	5
4	1

T	O
4	1
+3	5
7	6

2.

T	O
6	8
–4	4

T	O
+4	4

3.

T	O
9	9
–6	6

T	O
+6	6

4.

T	O
7	7
–2	6

T	O
+2	6

B. Fill in the blanks.

1. If 88 – 22 = 66 then 22 + _____ = 88
2. If 82 – 34 = 48 then 34 + _____ = 82
3. If 74 – 39 = 35 then 39 + _____ = 74
4. If 53 – 26 = 27 then 26 + _____ = 53

Date : _____

Signature : _____

Assignment-11

A. Group the numbers and make addition easy.

1. 55 + 45 = 100

   100 – 45 = 55 100 – 55 = 45

2. 68 + 23 = 91

   91 – 23 = ____ 91 – 68 = ____

3. 100 + 80 = 180

   180 – 80 = ____ 180 – 100 = ____

4. 83 + 30 = 113

   113 – 30 = ____ 113 – 83 = ____

B. Solve the following.

1. Mira had 83 chocolates. She gave 51 to her friends. _____ chocolates remained with her.

2. Hamid had 76 books and Arjun had 58 books. Hamid had _____ more books than Arjun.

3. Gunjan bought 65 eggs. On her way home 28 eggs broke. Now Gunjan had _____ eggs.

Date : _____ Signature : _____

3. NUMBERS UP TO 999

Assignment-12

A. Write the number that comes before the given number.

1. _____ 128
2. _____ 236
3. _____ 165
4. _____ 329
5. _____ 436
6. _____ 500
7. _____ 898
8. _____ 945

B. Write the number that comes between the given numbers.

1. 198 _____ 200
2. 205 _____ 207
3. 314 _____ 316
4. 618 _____ 620
5. 499 _____ 501
6. 792 _____ 794
7. 812 _____ 814
8. 994 _____ 996

C. Write the number that comes after the given number.

1. 107 _____
2. 159 _____
3. 209 _____
4. 136 _____
5. 418 _____
6. 984 _____
7. 499 _____
8. 389 _____

Date : _____ Signature : _____

Assignment-13

A. **Write the numbers in the given boxes shown by the beads on the abacus.**

1.

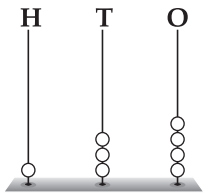

1	3	4

2.

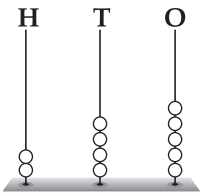

3.

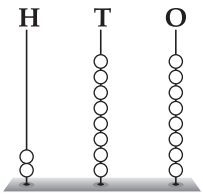

4.

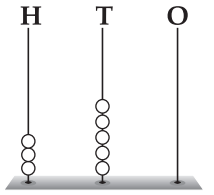

5.

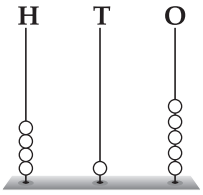

6.

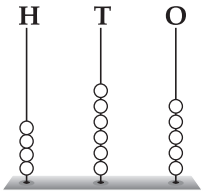

B. **Draw the correct number of beads on the abacus.**

1.



3	7	4

2.

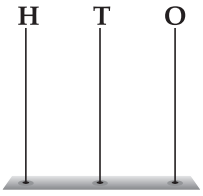

1	6	2

3.



2	3	5

4.



4	5	1

5.

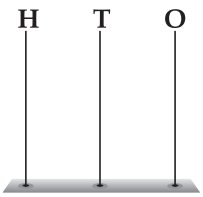

1	3	4

6.

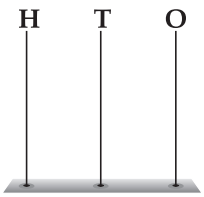

2	6	5

Date : _____

Signature : _____

Assignment-14

A. Circle the bigger number.

1.	168	281	2.	202	199
3.	488	598	4.	161	116
5.	781	817	6.	848	884

B. Circle the smaller number.

1.	357	249	2.	393	339
3.	123	144	4.	151	159
5.	527	629	6.	705	507

C. Write any 5 numbers between 151 and 200. Put them in ascending as well as in descending orders.

Numbers _____

Ascending order :

_____, _____, _____, _____, _____

Descending order:

_____, _____, _____, _____, _____

Date : _____

Signature : _____

Assignment-15

A. **Write the numbers in their short form and also write their number names.**

1. 100 + 60 = 160 → One hundred sixty
2. 100 + 40 + 8 = _____ → _____
3. 200 + 70 + 9 = _____ → _____
4. 300 + 50 + 1 = _____ → _____
5. 600 + 60 + 9 = _____ → _____

B. **Write the numbers in their expanded form.**

1. 347 = _____ + _____ + _____
2. 108 = _____ + _____
3. 819 = _____ + _____ + _____
4. 654 = _____ + _____ + _____

C. **Fill in the correct sign >, = or <.**

1.	314	◯	289	2.	806	◯	608
3.	102	◯	120	4.	722	◯	722
5.	365	◯	265	6.	615	◯	516

Date : _____ Signature : _____

Assignment-16

A. Write the place value and face value of the underlined digits.

	Digits	Place value	Face value
1.	7<u>6</u>3 =	6 tens → 60	6
2.	11<u>7</u> =	_____	_____
3.	4<u>5</u>9 =	_____	_____
4.	<u>3</u>28 =	_____	_____

B. Complete by skipping one number in between.

1. 478, 480, 482, 484, 486
2. 722, _____, _____, _____, _____
3. 387, _____, _____, _____, _____
4. 891, _____, _____, _____, _____

C. Make all possible 3-digit numbers using the given digits.

1. 3, 5, 1 _____, _____, _____, _____, _____, _____
2. 2, 8, 3 _____, _____, _____, _____, _____, _____
3. 4, 6, 8 _____, _____, _____, _____, _____, _____
4. 3, 9, 6 _____, _____, _____, _____, _____, _____

Date : _____ Signature : _____